



6. FIS-LADIES GRAND-PRIX SKI-JUMPING vom 11.02. - 21.02.2004



2. Wertungsspringen am Samstag 14. Februar 2004 in Breitenberg/Rastbüchl / GER



Offizielle Ergebnisliste

JURY

TD der FIS.....: Rolf Feuchtenberger GER
TD-Assistent.....: Walter Vogel GER
Wettkampfleiter...: Christian Binder GER


SPRUNGRICHTER

A: Karlheinz Schlechter GER
B: Werner Hellauer GER
C: Christian Diechtler GER
D: Alfred Eisner GER
E: Ludwig Krieg GER

Schanze.....: B.-Kitzlinger-Schanze, KP=75 m, JP=82 m, 2,2 Pkt/m
Anzahl Teilnehmerinnen...: 39 Springerinnen aus 9 Nationen
Meteorologische Daten...: bewölkt

Temperatur: Luft -10C


Rng	StN	Jg	Name, Verein	Vb/N	Wind	Weite	km/h	W-Note	-A-	-B-	-C-	-D-	-E-	H-Note	G-Note	T-Note
1	38	84	Van, Lindsey Park City, Utha	USA		77.0 78.5	83.2 83.3	64.4 67.7	19.0 19.0	19.0 19.0	19.0 19.0	19.0 19.5	18.0 19.0	57.0 57.0	121.4 124.7	246.1
2	39	85	Sagen, Anette Remma IL	NOR		78.0 79.0	83.3 83.3	66.6 68.8	18.5 18.5	17.5 18.0	17.5 18.5	18.5 19.0	17.0 17.0	53.5 55.0	120.1 123.8	243.9
3	34	83	Iraschko, Daniela WSV Eisenerz	AUT		76.0 79.5	83.2 83.1	62.2 69.9	18.5 19.0	18.0 19.0	18.5 18.5	17.5 19.5	17.5 18.5	54.0 56.5	116.2 126.4	242.6
4	37	78	Ganster, Eva Kitzbüheler SC	AUT		76.0 76.0	83.5 83.5	62.2 62.2	18.5 18.5	18.5 18.0	18.5 18.0	18.0 19.0	18.0 19.0	55.0 55.5	117.2 117.7	234.9
5	31	87	Jerome, Jessica Park City, Utah	USA		74.5 75.0	83.0 82.9	58.9 60.0	18.0 18.0	18.0 17.5	18.5 18.0	19.0 18.5	18.0 17.5	54.5 53.5	113.4 113.5	226.9
6	12	88	Vtic, Maja SD Zabrdje	SLO		75.0 73.5	82.4 82.4	60.0 56.7	15.5 17.5	17.0 17.5	16.5 16.0	17.0 16.5	16.5 17.0	50.0 51.0	110.0 107.7	217.7
7	32	87	Pogladic, Monika SSK Mislinja	SLO		73.0 72.0	82.6 82.5	55.6 53.4	17.5 17.5	17.5 18.0	18.0 17.0	18.5 18.0	17.5 17.5	53.0 53.0	108.6 106.4	215.0
8	35	84	Jahr, Line Vikersund IF	NOR		70.0 74.0	82.6 82.7	49.0 57.8	17.5 18.0	18.0 18.5	18.0 18.5	17.5 19.0	16.5 17.5	53.0 55.0	102.0 112.8	214.8
9	33	84	Watase, Ayumi Royce Ski Team	JPN		70.5 71.0	82.9 82.7	50.1 51.2	18.0 17.5	17.5 17.5	18.0 18.0	16.5 18.5	18.0 18.5	53.5 54.0	103.6 105.2	208.8
10	29	78	Yamada, Izumi Royce Ski Team	JPN		70.0 72.5	82.6 82.4	49.0 54.5	17.0 17.5	16.5 17.0	16.5 18.0	16.5 18.0	16.5 18.0	49.5 53.5	98.5 108.0	206.5
11	28	80	Kasai, Yoshiko NIHON KUCHO SC	JPN		70.0 69.5	82.2 82.3	49.0 47.9	17.5 17.5	16.5 17.0	18.0 17.5	16.5 18.0	17.0 17.5	51.0 52.5	100.0 100.4	200.4
12	30	87	Gräßler, Ulrike VSC Klingenthal / SGK	GER		71.0 68.5	83.1 83.1	51.2 45.7	17.5 17.5	16.5 16.5	16.5 16.5	17.5 17.5	17.5 16.5	51.5 50.5	102.7 96.2	198.9
13	24	87	Mohr, Jenna SC Willingen	GER		65.5 70.0	82.3 82.2	39.1 49.0	17.5 17.0	16.5 16.5	16.5 17.0	17.5 16.5	17.5 18.0	51.5 50.5	90.6 99.5	190.1
14	8	90	Seifriedsberger, Jaque. SC Waldzell	AUT		66.0 64.5	82.9 82.7	40.2 36.9	16.0 17.0	16.5 16.5	17.0 16.5	17.0 17.5	16.0 17.0	49.5 50.5	89.7 87.4	177.1



Rng	StN	Jg	Name, Verein	Vb/N	Wind	Weite	km/h	W-Note	-A-	-B-	-C-	-D-	-E-	H-Note	G-Note	T-Note
15	18	83	Schmidt, Kristin Oberwiesenthaler SV	GER		65.5 64.0	82.3 82.1	39.1 35.8	16.5 17.5	17.0 16.5	17.5 16.5	17.5 16.5	17.0 17.5	51.5 50.5	90.6 86.3	176.9
16	19	87	Drage, Tanja SV Achomitz	AUT		63.5 65.0	81.6 81.9	34.7 38.0	17.0 17.0	17.0 17.0	17.5 17.0	18.0 18.0	17.5 16.5	52.0 51.0	86.7 89.0	175.7
17	36	83	Koasa, Seiko Sapporo UNI	JPN		60.5 70.0	82.9 83.0	28.1 49.0	15.5 17.0	16.5 16.5	15.0 16.5	15.5 17.5	17.0 17.0	47.5 50.5	75.6 99.5	175.1
18	25	86	Smeby, Henriette Sore Aal	NOR		65.0 64.0	82.1 82.2	38.0 35.8	17.0 16.5	16.5 16.5	17.0 17.5	17.0 17.0	16.0 16.0	50.5 50.0	88.5 85.8	174.3
19	26	87	Kanzcilja, Tamara SK Triglav, Krain	SLO		65.0 65.5	82.7 82.5	38.0 39.1	16.5 16.5	16.0 16.0	15.5 16.0	15.5 16.0	15.0 15.0	47.0 48.0	85.0 87.1	172.1
20	20	86	Kühorn, Angelika SC Bischofsgrün	GER		64.5 63.0	82.4 82.2	36.9 33.6	16.5 17.0	16.0 16.0	17.0 16.5	17.0 16.0	17.0 17.0	50.5 49.5	87.4 83.1	170.5
21	21	88	Ellis, Brenna Park City, Utah	USA		61.5 65.0	82.2 82.3	30.3 38.0	16.0 17.5	16.0 17.0	15.5 17.0	15.5 17.5	16.5 16.5	47.5 51.5	77.8 89.5	167.3
22	23	87	Fridtun, Kristin Elverum Hopp	NOR		63.0 63.0	83.0 83.0	33.6 33.6	17.0 17.0	16.0 16.0	16.5 16.5	17.0 17.0	15.0 14.5	49.5 49.5	83.1 83.1	166.2
23	3	87	Hils, Carina SV Meßstetten	GER		62.5 64.0	82.9 82.7	32.5 35.8	16.0 16.0	16.0 16.0	16.5 16.5	16.5 17.0	15.0 15.5	48.5 48.5	81.0 84.3	165.3
24	10	85	Tuss, Birgit SK Winterberg	GER		64.0 62.5	82.6 82.4	35.8 32.5	15.5 16.0	15.5 16.0	15.0 16.0	16.0 17.0	14.5 15.5	46.0 48.0	81.8 80.5	162.3
25	4	89	Demetz, Lisa SC Gröden	ITA		64.0 61.0	82.8 82.7	35.8 29.2	16.0 15.5	15.5 15.0	15.0 15.5	16.0 13.5	16.5 15.0	47.5 45.5	83.3 74.7	158.0
26	27	87	Rozman, Urska SK Triglav, Krain	SLO		65.5 59.0	83.4 83.2	39.1 24.8	15.5 15.5	16.0 15.5	16.0 15.0	15.5 15.0	16.0 14.5	47.5 45.5	86.6 70.3	156.9
27	17	87	Hauer, Nicole WSV DJK Rastbüchl	GER		60.0 62.0	81.9 82.1	27.0 31.4	16.0 16.0	16.0 16.0	16.5 16.5	16.5 17.0	15.0 15.0	48.5 48.5	75.5 79.9	155.4
28	16	87	Stefaner, Katrin SV Achomitz	AUT		60.0 61.0	82.6 82.9	27.0 29.2	16.0 16.5	16.0 16.0	16.5 16.5	16.5 17.0	15.5 15.0	48.5 49.0	75.5 78.2	153.7
29	22	87	Johnson, Alissa Park City, Utha	USA		60.0 61.0	82.7 82.7	27.0 29.2	16.0 15.5	16.5 15.5	16.0 15.5	16.5 16.0	16.0 15.5	48.5 46.5	75.5 75.7	151.2
30	11	86	Halonen, Anna IFK Borås	SWE		59.0 60.0	83.1 82.9	24.8 27.0	14.5 15.5	15.5 15.5	14.5 16.5	15.0 16.5	14.5 15.5	44.0 47.5	68.8 74.5	143.3
31	6	90	Runggaldier, Elena SC Gröden	ITA		59.5 60.0	82.5 82.6	25.9 27.0	14.0 15.0	13.5 15.0	13.0 15.0	14.0 15.0	14.0 14.5	41.5 45.0	67.4 72.0	139.4
32	7	89	Stuffer, Barbara SC Gröden	ITA		58.0 59.0	83.1 82.9	22.6 24.8	15.5 15.5	14.5 14.5	15.0 14.5	15.5 15.0	14.5 15.0	45.0 44.5	67.6 69.3	136.9
33	14	92	Pustkova, Vladena Sokol Kozlovice	CZE		53.5 55.0	81.5 81.8	12.7 16.0	16.0 15.0	15.0 15.0	15.0 14.5	15.5 14.5	15.5 15.0	46.0 44.5	58.7 60.5	119.2
34	13	89	Backe, Mari Vikersund	NOR		52.0 55.0	82.7 82.7	9.4 16.0	15.5 15.0	15.0 15.0	16.0 16.0	15.5 15.0	15.5 15.0	46.5 45.0	55.9 61.0	116.9
35	15	88	Purr, Stefanie SV Kleinwalsertal	AUT		49.0 55.0	81.5 81.5	2.8 16.0	14.5 14.5	14.0 14.0	14.5 14.5	14.0 14.5	14.0 14.0	42.5 43.0	45.3 59.0	104.3
36	2	89	Prucker, Valentine SC Gröden	ITA		51.5 52.0	81.2 81.1	8.3 9.4	14.0 14.5	14.0 14.5	14.0 15.0	14.5 15.5	13.5 13.0	42.0 44.0	50.3 53.4	103.7
37	9	90	Perathoner, Jenni SC Gröden	ITA		49.0 51.0	82.1 81.9	2.8 7.2	14.5 14.5	14.0 14.0	14.5 14.0	15.0 14.0	14.0 13.5	43.0 42.0	45.8 49.2	95.0
38	1	91	D'Agostina, Roberta SC Monti Lussari	ITA		47.0 42.0	82.1 82.2	-1.6 -12.6	12.0 13.0	12.5 13.0	13.5 13.5	13.5 12.5	13.5 13.5	39.5 39.5	37.9 26.9	64.8
39	5	85	Runggaldier, Caroline SC Gröden	ITA		43.5 42.0	82.3 82.3	-9.3 -12.6	14.0 13.5	13.0 13.5	13.5 13.5	13.0 13.0	13.0 14.5	39.5 40.5	30.2 27.9	58.1


TD der FIS: Feuchtenberger Rolf

Rennleiter: Binder Christian



Gesamtwertung nach 2 Springen

Rang	Name/Verein	Nat	Saalfelden	Rastbüchl	Baiersbronn	Schönwald	Gesamt
1	Sagen, Anette Remma IL	NOR	262.0(1)	243.9(2)			505.9
2	Van, Lindsey Park City, Utha	USA	231.5(2)	246.1(1)			477.6
3	Ganster, Eva Kitzbüheler SC	AUT	231.5(2)	234.9(4)			466.4
4	Iraschko, Daniela WSV Eisenerz	AUT	213.5(6)	242.6(3)			456.1
5	Jerome, Jessica Park City, Utah	USA	203.0(9)	226.9(5)			429.9
6	Jahr, Line Vikersund IF	NOR	214.0(5)	214.8(8)			428.8
7	Pogladic, Monika SSK Mislinja	SLO	208.0(8)	215.0(7)			423.0
8	Watase, Ayumi Royce Ski Team	JPN	212.5(7)	208.8(9)			421.3
9	Yamada, Izumi Royce Ski Team	JPN	188.5(11)	206.5(10)			395.0
10	Gräßler, Ulrike VSC Klingenthal / SGK	GER	193.5(10)	198.9(12)			392.4
11	Koasa, Seiko Sapporo UNI	JPN	214.5(4)	175.1(17)			389.6
12	Kasai, Yoshiko NIHON KUCHO SC	JPN	176.5(12)	200.4(11)			376.9
13	Kanzcilja, Tamara SK Triglav, Krain	SLO	165.0(14)	172.1(19)			337.1
14	Mohr, Jenna SC Willingen	GER	145.0(16)	190.1(13)			335.1
15	Smeby, Henriette Sore Aal	NOR	157.5(15)	174.3(18)			331.8
16	Rozman, Urska SK Triglav, Krain	SLO	174.0(13)	156.9(26)			330.9
17	Drage, Tanja SV Achomitz	AUT	133.0(21)	175.7(16)			308.7
18	Fridtun, Kristin Elverum Hopp	NOR	138.5(17)	166.2(22)			304.7
19	Kühorn, Angelika SC Bischofsgrün	GER	133.5(20)	170.5(20)			304.0
20	Ellis, Brenna Park City, Utah	USA	135.0(19)	167.3(21)			302.3
21	Johnson, Alissa Park City, Utha	USA	138.0(18)	151.2(29)			289.2
22	Schmidt, Kristin Oberwiesenthaler SV	GER	95.0(22)	176.9(15)			271.9
23	Hauer, Nicole WSV DJK Rastbüchl	GER	92.0(23)	155.4(27)			247.4
24	Stefaner, Katrin SV Achomitz	AUT	91.0(24)	153.7(28)			244.7
25	Vtic, Maja SD Zabrdje	SLO		217.7(6)			217.7
26	Pustkova, Vladena Sokol Kozlovice	CZE	80.5(26)	119.2(33)			199.7
27	Purr, Stefanie SV Kleinwalsertal	AUT	87.0(25)	104.3(35)			191.3
28	Backe, Mari Vikersund	NOR	66.5(27)	116.9(34)			183.4
29	Seifriedsberger, Jaque. SC Waldzell	AUT		177.1(14)			177.1
30	Hils, Carina SV Meßstetten	GER		165.3(23)			165.3
31	Tuss, Birgit SK Winterberg	GER		162.3(24)			162.3
32	Demetz, Lisa SC Gröden	ITA		158.0(25)			158.0
33	Halonen, Anna IFK Boräs	SWE		143.3(30)			143.3
34	Runggaldier, Elena SC Gröden	ITA		139.4(31)			139.4



Rang	Name/Verein	Nat	Saalfelden	Rastbüchl	Baiersbronn	Schönwald	Gesamt
35	Stuffer, Barbara SC Gröden	ITA		136.9(32)			136.9
36	Prucker, Valentine SC Gröden	ITA		103.7(36)			103.7
37	Perathoner, Jenni SC Gröden	ITA		95.0(37)			95.0
38	D'Agostina, Roberta SC Monti Lussari	ITA		64.8(38)			64.8
39	Runggaldier, Caroline SC Gröden	ITA		58.1(39)			58.1

