

RESULTS / RÉSULTATS

SPRINT 7.5 km
 SPRINT 7,5 km

SOLDIER HOLLOW FRI 22 FEB 2002 / VEN 22 FEV 2002 START TIME / DEBUT 11:00 END TIME / FINI A 11:20

Jury				Course Information			
Race Director	WEHLING Ulrich	FIS		Course Name:	Olympic 2.5 km		
Technical Delegate	KUMPOST Roman	CZE		Height Difference:	45 m		
Assistant Technical Delegate	BRUDER Joachim	GER		Maximum Climb:	22 m		
Chief of Competition	LAMB Joe	USA		Total Climb:	100 m		
Chief of Course	NELSON Jeff	USA		Length of Lap:	2 500 m		
				Number of Laps:	3		


Rank	Bib	Name	NOC Code	Points	Jump Rk.	Time Difference	Cross Country Time	Rk.	Time Behind
1	1	LAJUNEN Samppa	FIN	123.8	1	0:00	16:40.1	16	16:40.1
2	2	ACKERMANN Ronny	GER	119.9	2	0:15	16:34.1	9	+9.0
3	11	GOTTWALD Felix	AUT	110.3	11	0:51	16:29.3	5	+40.2
4	3	TALLUS Jaakko	FIN	119.0	3	0:18	17:07.9	25	+45.8
5	12	LODWICK Todd	USA	109.0	12	0:56	16:36.1	11	+52.0
6	4	TAKAHASHI Daito	JPN	114.4	4	0:35	17:02.9	24	+57.8
7	17	MANNINEN Hannu	FIN	104.7	17	1:12	16:30.7	=7	+1:02.6
8	18	HARTMANN Andy	SUI	104.2	18	1:14	16:30.7	=7	+1:04.6
9	15	KIRCHEISEN Bjoern	GER	105.8	15	1:08	16:37.2	12	+1:05.1
10	20	ROUX Ludovic	FRA	103.5	20	1:16	16:29.7	6	+1:05.6
11	5	STECHEM Mario	AUT	113.5	5	0:39	17:10.5	28	+1:09.4
12	27	JEZERSEK Andrej	SLO	100.1	27	1:29	16:23.8	3	+1:12.7
13	28	ROTEVATN Sverre	NOR	100.0	28	1:29	16:25.4	4	+1:14.3
14	13	DEMONG Bill	USA	108.2	13	0:59	16:57.1	21	+1:16.0
15	21	CHURAVY Pavel	CZE	102.5	21	1:20	16:38.0	13	+1:17.9
16	6	BIELER Christoph	AUT	112.7	6	0:42	17:19.6	30	+1:21.5
17	25	KOBAYASHI Norihito	JPN	101.1	24	1:25	16:39.6	15	+1:24.5
18	32	BAL Nicolas	FRA	96.5	32	1:42	16:22.8	2	+1:24.7
19	22	GAISER Jens	GER	102.4	22	1:20	16:59.3	23	+1:39.2
20	29	HAMMER Kristian	NOR	98.3	29	1:36	16:45.0	18	+1:40.9
21	38	HURSCHLER Andreas	SUI	91.2	38	2:02	16:19.9	1	+1:41.8
22	14	MORI Satoshi	JPN	106.9	14	1:03	17:22.0	31	+1:44.9
23	23	KESKINARKAUS Mikko	FIN	101.7	23	1:23	17:08.4	26	+1:51.3
24	10	SMEJC Petr	CZE	110.4	10	0:50	17:41.9	34	+1:51.8
25	8	HOEHLIG Marcel	GER	111.6	8	0:46	17:46.2	37	+1:52.1
26	33	GRAVE Jan Rune	NOR	94.3	33	1:51	16:42.2	17	+1:53.1
27	35	BAUD Frederic	FRA	93.1	35	1:55	16:38.5	14	+1:53.4
28	9	GRUBER Michael	AUT	110.5	9	0:50	17:44.0	35	+1:53.9
29	19	HEER Ronny	SUI	103.9	19	1:15	17:19.0	29	+1:53.9
30	30	BRYNEMO Preben Fjaere	NOR	96.8	30	1:41	16:54.5	20	+1:55.4
31	16	HURSCHLER Seppi	SUI	105.8	15	1:08	17:28.0	32	+1:55.9
32	37	SPILLANE Johnny	USA	91.3	37	2:02	16:34.4	10	+1:56.3
33	34	OGIWARA Kenji	JPN	93.5	34	1:54	16:45.1	19	+1:59.0
34	24	ARNOULD Kevin	FRA	101.1	24	1:25	17:35.9	33	+2:20.8
35	26	KUCERA Milan	CZE	100.2	26	1:29	17:44.5	36	+2:33.4
36	39	DAYTON Matt	USA	87.1	39	2:18	16:57.9	22	+2:35.8
37	7	SALUMAE Jens	EST	111.8	7	0:45	18:44.2	39	+2:49.1
38	40	ZACHARENKO Sergei	BLR	86.6	40	2:20	17:09.5	27	+2:49.4
39	36	PSENKO Michal	SVK	92.4	36	1:58	18:09.3	38	+3:27.2
40	31	PIKKOR Tabet	EST	96.7	31	1:42	18:56.1	40	+3:58.0



Salt Lake Organizing Committee
for the Olympic Winter Games of 2002

Comité d'organisation de Salt Lake City
pour les Jeux Olympiques d'hiver de 2002

NORDIC COMBINED





COMBINÉ NORDIQUE

RESULTS / RÉSULTATS

SPRINT 7.5 km
SPRINT 7,5 km

SOLDIER HOLLOW FRI 22 FEB 2002 / VEN 22 FEV 2002 START TIME / DEBUT 11:00 END TIME / FINI A 11:20

Weather	Snow Condition	Temperatures [°C]		Participants/NOCs					
		Air	Snow	Entries	Ranked	DNS	DNF	DSQ	LAP
Partly Cloudy	Hard	-1.0	-9.0	40/13	40/13	0/0	0/0	0/0	0/0

Technical Delegate:  KUMPOST Roman (CZE)	Chief of Competition:  LAMB Joe (USA)
--	--

NOTE

The amount of time that a competitor must wait before starting is calculated by converting the number of points behind into time. Each point behind is equivalent to 3.75 seconds of wait time. 16 points behind means a competitor starts one minute later than the competitor in front of him

LEGEND / LEGENDE

RK. Rank = Shared Rank **DNS** Did not start **DNF** Did not finish **DSQ** Disqualified
LAP Lapped

