


RESULTS / RÉSULTATS

WOMEN'S 30 km CLASSICAL
30 km CLASSIQUE DAMES

SOLDIER HOLLOW SUN 24 FEB 2002 / DIM 24 FEV 2002 START TIME / DÉBUT 09:30 END TIME / FINI A 11:31

Jury Information				Course Information			
Technical Delegate	MADDOX AI	CAN	Name:	Olympic 15 km			
FIS Race Director	BENGTSSON Bengt Erik	FIS	Height Difference (HD):	123 m			
Chief of Competition	AALBERG John	USA	Maximum Climb (MC):	51 m			
Assistant Technical Delegate	EGLI Christian	SUI	Total Climb (TC):	1126 m			
Member	BEYER Barbara	GER	Length of Lap:	15042 m			
			Number of Laps:	2			

Rank	Bib	FIS Code	Name	NOC Code	7.2 km Time Rank	15.0 km Time Rank	20.5 km Time Rank	Finish Time	Behind	FIS Points
1	53	1002786	PARUZZI Gabriella	ITA	23:05.0 1	44:45.1 1	1:02:30.2 1	1:30:57.1	0.0	0.00
2	48	1000943	BELMONDO Stefania	ITA	23:15.4 2	45:09.7 2	1:02:49.9 2	1:31:01.6	+4.5	0.49
3	44	1058270	SKARI Bente	NOR	23:31.0 4	45:27.2 4	1:03:26.1 3	1:31:36.3	+39.2	4.30
4	51	1002204	MOEN Anita	NOR	23:15.8 3	45:14.0 3	1:03:30.2 4	1:31:37.3	+40.2	4.41
5	41	1142563	SHEVCHENKO Valentina	UKR	23:36.3 5	46:03.2 5	1:04:10.2 5	1:33:03.1	+2:06.0	13.85
6	42	1133445	BAUER Viola	GER	23:49.8 6	46:09.9 6	1:04:38.0 6	1:33:25.1	+2:28.0	16.27
7	49	1094063	SMIGUN Kristina	EST	23:50.1 7	46:15.5 7	1:04:53.6 7	1:33:52.7	+2:55.6	19.30
8	40	1305426	SKOFTERUD Vibeke W	NOR	24:25.8 9	46:57.3 8	1:05:31.9 8	1:35:02.3	+4:05.2	26.95
9	47	1092996	TCHEPALOVA Julija	RUS	25:08.5 19	48:07.8 13	1:07:00.7 13	1:35:37.4	+4:40.3	30.81
10	24	1027327	LEONARDI CORTESI Natascia	SUI	24:10.0 8	47:24.4 9	1:06:20.4 9	1:35:46.8	+4:49.7	31.85
11	45	3665002	NAGEJKINA Svetlana	BLR	24:33.5 10	47:53.2 11	1:06:35.5 10	1:35:51.6	+4:54.5	32.37
12	50	1276714	MAJDIC Petra	SLO	24:47.9 13	47:53.3 12	1:06:44.0 12	1:35:51.8	+4:54.7	32.40
13	36	1175834	SMIGUN Katrin	EST	24:45.0 11	47:43.7 10	1:06:37.9 11	1:36:04.0	+5:06.9	33.74
14	34	1303777	BJOERGEN Marit	NOR	25:23.9 22	48:49.9 20	1:07:52.6 18	1:37:02.6	+6:05.5	40.18
15	27	1004338	KEMPEL Nina	USA	25:02.3 17	48:16.3 16	1:07:28.3 16	1:37:08.7	+6:11.6	40.85
16	35	1182042	SHISHKINA Svetlana	KAZ	25:08.3 18	48:14.0 14	1:07:12.2 14	1:37:14.5	+6:17.4	41.49
17	38	1181848	JATSKAJA Oxana	KAZ	24:53.4 14	48:15.6 15	1:07:22.0 15	1:37:25.3	+6:28.2	42.68
18	22	1056621	TERELIA Irina	UKR	24:53.8 15	48:42.1 18	1:07:48.4 17	1:37:32.9	+6:35.8	43.51
=19	29	1101920	CONFORTOLA Antonella	ITA	25:41.0 24	49:21.5 22	1:08:17.5 21	1:37:47.4	+6:50.3	45.11
=19	39	1088922	SAVIALOVA Olga	RUS	24:59.1 16	48:33.9 17	1:07:57.0 19	1:37:47.4	+6:50.3	45.11
21	19	1191354	ROCHAT Laurence	SUI	24:46.5 12	48:55.4 21	1:08:16.2 20	1:38:24.2	+7:27.1	49.15
22	21	1062053	YOKOYAMA Sumiko	JPN	25:52.4 25	50:12.2 25	1:09:29.9 23	1:39:48.8	+8:51.7	58.45
23	31	1155658	WAGNER Wendy	USA	25:36.8 23	49:26.8 23	1:09:09.3 22	1:39:54.8	+8:57.7	59.11
24	16	1081744	VILJANMAA Annmari	FIN	26:17.9 28	51:11.0 29	1:10:29.3 25	1:40:47.9	+9:50.8	64.95
25	33	1107837	EK Elin	SWE	26:01.4 26	50:10.5 24	1:09:55.8 24	1:40:48.2	+9:51.1	64.99
26	32	1169432	NATUMI Madoka	JPN	26:20.7 29	51:01.5 27	1:11:07.9 27	1:41:06.0	+10:08.9	66.94
27	23	1174670	RAJDLOVA Kamila	CZE	25:15.1 21	50:22.9 26	1:10:35.9 26	1:41:57.7	+11:00.6	72.63
28	13	1205419	FORTIER Amanda	CAN	26:52.4 31	51:50.5 32	1:11:21.0 29	1:42:08.1	+11:11.0	73.77
29	15	3665003	ZJATIKOVA Natalja	BLR	26:48.9 30	51:15.5 30	1:11:32.9 30	1:42:18.0	+11:20.9	74.86
30	37	1285056	SKRIPNIK Irina	BLR	26:08.4 27	51:06.4 28	1:11:44.8 31	1:42:49.1	+11:52.0	78.28
31	28	1129177	THERIAULT Milaine	CAN	26:58.3 33	51:30.9 31	1:11:18.1 28	1:42:56.9	+11:59.8	79.14
32	10	1124424	ANTONOVA Elena	KAZ	27:03.8 34	52:08.4 33	1:12:53.2 33	1:43:37.6	+12:40.5	83.61
33	12	1222200	LONGA Marianna	ITA	27:14.1 36	53:10.9 38	1:13:24.1 34	1:44:02.5	+13:05.4	86.35
34	30	1128983	FORTIER Jaime	CAN	27:22.5 38	52:13.6 34	1:12:30.8 32	1:44:26.2	+13:29.1	88.95
35	14	1196107	JONES Barbara	USA	26:55.5 32	52:32.5 36	1:13:32.0 37	1:45:18.7	+14:21.6	94.73
36	17	1102211	FURUSAWA Midori	JPN	27:14.6 37	52:20.9 35	1:13:25.8 36	1:45:50.0	+14:52.9	98.17
37	3	1182333	DESHEVYKH Svetlana	KAZ	27:41.4 39	53:14.4 39	1:14:01.3 38	1:46:18.1	+15:21.0	101.26
38	9	1197562	RODINA Elena	UKR	28:00.8 40	54:22.0 40	1:14:41.6 39	1:46:51.2	+15:54.1	104.90



RESULTS / RÉSULTATS

WOMEN'S 30 km CLASSICAL
 30 km CLASSIQUE DAMES

SOLDIER HOLLOW SUN 24 FEB 2002 / DIM 24 FEV 2002 START TIME / DÉBUT 09:30 END TIME / FINI A 11:31


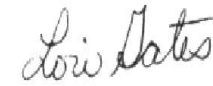
Rank	Bib	FIS Code	Name	NOC Code	7.2 km		15.0 km		20.5 km		Finish Time	Behind	FIS Points
					Time	Rank	Time	Rank	Time	Rank			
39	25	1237817	DAHLBERG Anna	SWE	27:12.4	35	52:38.5	37	1:13:24.2	35	1:46:51.3	+15:54.2	104.91
40	11	1130923	HANUSOVA Katerina	CZE	28:17.0	42	54:35.0	41	1:15:37.9	40	1:48:52.6	+17:55.5	118.24
41	5	1208232	LUAN Zhengrong	CHN	29:07.8	45	55:32.1	44	1:17:06.1	43	1:49:37.7	+18:40.6	123.20
42	20	1340540	HOU Yuxia	CHN	29:12.7	46	55:56.1	45	1:16:57.5	42	1:49:45.8	+18:48.7	124.09
43	7	1138198	OTAKA Tomomi	JPN	28:13.9	41	54:55.7	42	1:16:37.8	41	1:50:00.3	+19:03.2	125.69

Disqualified													
43	1044690	DANILOVA Olga		RUS									ICR 221.3 Doping
46	1054972	LAZUTINA Larissa		RUS									ICR 221.3 Doping

Did not finish													
2	1085333	PESTREKOVA Marina		UKR	29:45.9	47							
6	1108128	OLOFSSON Anna-Carin		SWE	28:31.6	43	56:17.7	46					
18	1318036	PERSSON Ulrika		SWE	28:33.0	44	55:02.7	43					
26	1081162	SALONEN Satu		FIN									
52	1113754	HENKEL Manuela		GER	25:13.1	20	48:47.0	19					

Did not start													
1	1128886	RENNER Sara		CAN									
4	1090183	PETERSON Aelin		USA									
8	3665004	ZJATIKOVA Vera		BLR									

Weather	Snow Condition	Temperatures		Participants/NOC					
		Air	Snow	Entries	Ranked	DNS	DNF	DSQ	LAP
Snow	Hard Packed Variable	1.0	-2.0	53	43	3	5	2	0

Technical Delegate:  MADDOX AI (CAN)	Race Secretary:  GATES Lori (USA)
--	--

LEGEND / LEGENDE							
=	Shared Rank	DNS	Did not start	DNF	Did not finish	DSQ	Disqualified

Bib 43 was disqualified, ICR 221.3 Doping
 Bib 46 was disqualified, ICR 221.3 Doping