




RESULTS / RÉSULTATS

INDIVIDUAL K90 - FINAL ROUND  
K90 INDIVIDUEL - MANCHE FINALE

UTAH OLYMPIC PARK SAT 9 FEB 2002 / SAM 9 FEV 2002 START TIME / DEBUT 10:00 END TIME / FINI A 12:18

Jury / Competition Management				Judges			Hill Data / Calculation		
Race Director	WEHLING Ulrich	FIS	A	LUNDE Randy	USA	K-Point:	90 m		
Technical Delegate	KUMPOST Roman	CZE	B	GOETZE Klaus-Dieter	GER	Meter Value:	2.0 Points/m		
Chief of Competition	LAMB Joe	USA	C	AIGMUELLER Gert	AUT	Jury Distance:	101 m		
Assistant TD	BRUDER Joachim	GER	D	ASPHAUG Kolbjoern	NOR	Seconds per Point:	5		
			E	KASAYA Yukio	JPN	Points per Minute:	12		

Rank	Bib	Name	NOC Code	Speed [km/h]	Distance [m]	Distance Points	Judges Marks					Judges Points	Round Total	Round Rank	Total/Time Diff.
							A	B	C	D	E				
1	39	TALLUS Jaakko	FIN	85.9	100.5	81.0	19.0	19.5	19.5	19.5	19.5	58.5	139.5	1	267.5
				86.5	95.5	71.0	19.0	19.0	19.5	19.0	19.0	57.0	128.0	2	0:00
2	40	STECHEER Mario	AUT	86.3	97.0	74.0	18.5	19.0	19.0	18.5	18.0	56.0	130.0	3	258.0
				86.9	96.5	73.0	18.0	19.0	19.0	18.0	18.0	55.0	128.0	2	+0:48
3	43	LAJUNEN Samppa	FIN	85.8	97.0	74.0	20.0	19.5	19.0	19.0	19.0	57.5	131.5	2	257.0
				86.3	95.0	70.0	18.5	18.5	18.5	18.5	18.0	55.5	125.5	4	+0:53
4	34	BIELER Christoph	AUT	86.4	97.0	74.0	18.5	18.5	19.0	18.5	18.0	55.5	129.5	4	255.0
				87.0	95.0	70.0	17.0	19.0	19.0	18.5	18.0	55.5	125.5	4	+1:03
5	44	ACKERMANN Ronny	GER	86.1	96.0	72.0	18.0	18.5	17.5	17.0	18.0	53.5	125.5	5	254.0
				86.6	96.0	72.0	19.5	18.5	19.0	18.0	19.0	56.5	128.5	1	+1:08
6	41	TAKAHASHI Daito	JPN	86.2	91.5	63.0	18.0	18.5	18.5	18.0	18.5	55.0	118.0	7	243.5
				86.9	94.5	69.0	18.5	19.0	19.0	18.5	19.0	56.5	125.5	4	+2:00
7	42	LODWICK Todd	USA	86.2	91.5	63.0	18.0	18.5	18.5	18.5	18.0	55.0	118.0	7	240.5
				86.6	92.5	65.0	19.5	19.0	19.5	19.0	19.0	57.5	122.5	8	+2:15
8	37	DEMONG Bill	USA	86.0	91.0	62.0	19.0	19.0	18.5	18.5	18.5	56.0	118.0	7	239.5
				86.7	92.5	65.0	19.0	18.5	19.5	18.5	19.0	56.5	121.5	9	+2:20
9	22	ARNOULD Kevin	FRA	86.0	91.5	63.0	19.0	18.0	18.0	18.0	18.5	54.5	117.5	10	236.5
				86.3	92.0	64.0	19.0	18.5	18.5	18.0	18.0	55.0	119.0	10	+2:35
9	12	HARTMANN Andy	SUI	85.8	93.5	67.0	17.5	18.0	18.0	18.0	17.5	53.5	120.5	6	236.5
				86.4	91.0	62.0	18.0	18.0	18.0	18.0	18.0	54.0	116.0	14	+2:35
11	45	GOTTWALD Felix	AUT	86.4	90.5	61.0	18.5	18.5	19.0	18.0	18.0	55.0	116.0	14	235.0
				87.2	92.0	64.0	18.5	18.5	18.5	18.0	18.0	55.0	119.0	10	+2:43
12	28	TOMII Gen	JPN	85.5	88.0	56.0	18.0	18.0	18.0	18.0	18.5	54.0	110.0	24	234.5
				86.2	94.5	69.0	18.5	18.5	18.0	18.5	18.5	55.5	124.5	7	+2:45
13	26	OGIWARA Kenji	JPN	85.9	90.0	60.0	19.5	19.0	19.0	19.0	18.5	57.0	117.0	12	233.0
				86.6	90.0	60.0	18.5	18.5	19.0	18.5	19.0	56.0	116.0	14	+2:53
14	33	KIRCHEISEN Bjoern	GER	86.3	91.5	63.0	17.5	18.0	17.5	17.5	17.5	52.5	115.5	15	232.0
				86.7	91.5	63.0	17.5	18.0	18.5	17.5	18.0	53.5	116.5	13	+2:58
14	8	PSENKO Michal	SVK	86.0	91.5	63.0	18.0	18.0	18.0	18.5	18.0	54.0	117.0	12	232.0
				86.7	89.5	59.0	18.5	19.0	19.0	18.5	18.0	56.0	115.0	17	+2:58
16	27	CHURAVY Pavel	CZE	85.5	90.5	61.0	18.0	17.5	18.0	16.5	17.5	53.0	114.0	18	228.5
				86.6	91.0	62.0	17.0	18.0	17.5	17.5	17.5	52.5	114.5	18	+3:15
17	6	BARANNIKOV Alexej	RUS	85.9	91.0	62.0	18.0	18.0	17.5	17.0	17.5	53.0	115.0	16	227.0
				86.7	89.0	58.0	18.0	18.5	18.0	18.0	18.0	54.0	112.0	21	+3:23
18	29	EUGEN Christoph	AUT	86.5	89.0	58.0	18.0	18.0	18.0	17.5	17.5	53.5	111.5	21	224.5
				87.2	89.0	58.0	18.5	18.5	18.5	18.0	18.0	55.0	113.0	20	+3:35
19	9	SMEJC Petr	CZE	85.9	90.0	60.0	17.0	17.5	18.0	18.0	18.0	53.5	113.5	19	223.5
				87.1	88.0	56.0	18.0	18.0	18.0	18.0	18.0	54.0	110.0	25	+3:40
19	5	JEZERSEK Andrej	SLO	86.0	89.0	58.0	17.5	18.0	18.5	17.5	18.0	53.5	111.5	21	223.5
				86.7	89.0	58.0	18.0	18.0	18.0	18.0	18.0	54.0	112.0	21	+3:40
21	30	HEER Ronny	SUI	85.9	86.0	52.0	18.0	17.5	17.5	17.5	18.0	53.0	105.0	32	222.0
				86.2	91.5	63.0	18.0	18.0	18.5	17.5	18.0	54.0	117.0	12	+3:48
22	36	MANNINEN Hannu	FIN	86.4	89.5	59.0	18.5	17.5	17.5	17.5	18.0	53.0	112.0	20	221.5
				87.4	89.5	59.0	17.0	17.0	18.0	16.5	16.5	50.5	109.5	26	+3:50



RESULTS / RÉSULTATS

INDIVIDUAL K90 - FINAL ROUND  
K90 INDIVIDUEL - MANCHE FINALE

UTAH OLYMPIC PARK SAT 9 FEB 2002 / SAM 9 FEV 2002 START TIME / DEBUT 10:00 END TIME / FINI A 12:18

Rank	Bib	Name	NOC Code	Speed [km/h]	Distance [m]	Distance Points	Judges Marks					Judges Points	Round Total	Round Rank	Total/Time Diff.
							A	B	C	D	E				
22	32	HAMMER Kristian	NOR	85.9 85.9	92.0 86.0	64.0 52.0	18.0	17.5	18.0	18.0	17.5	53.5 52.0	117.5 104.0	10 32	221.5 +3:50
22	24	MORI Satoshi	JPN	85.4 86.3	87.0 89.0	54.0 58.0	18.5	18.5	18.0	18.5	18.5	55.5 54.0	109.5 112.0	26 21	221.5 +3:50
25	10	SALUMAE Jens	EST	85.8 86.3	91.0 88.5	62.0 57.0	16.0	17.0	15.5	16.0	17.0	49.0 52.5	111.0 109.5	23 26	220.5 +3:55
26	14	SPILLANE Johnny	USA	85.2 86.0	85.0 90.5	50.0 61.0	18.0	17.5	17.5	17.5	17.0	52.5 54.5	102.5 115.5	37 16	218.0 +4:08
27	15	BAL Nicolas	FRA	86.0 86.7	85.0 89.5	50.0 59.0	17.5	18.0	18.0	17.0	17.5	53.0 54.5	103.0 113.5	36 19	216.5 +4:15
28	13	FADEEV Alexej	RUS	85.6 86.5	90.0 85.0	60.0 50.0	18.0	18.5	18.5	18.0	18.5	55.0 49.5	115.0 99.5	16 38	214.5 +4:25
29	3	PIKKOR Tabet	EST	85.8 86.4	88.0 85.0	56.0 50.0	18.0	18.0	18.0	17.5	18.0	54.0 53.0	110.0 103.0	24 34	213.0 +4:33
30	25	BRYNEMO Preben Fjaere	NOR	85.9 86.7	85.5 88.0	51.0 56.0	17.5	17.0	17.5	17.5	18.0	52.5 52.5	103.5 108.5	35 28	212.0 +4:38
30	4	ZVETKOV Alexej	RUS	85.4 85.7	85.0 87.0	50.0 54.0	18.0	18.0	17.5	18.0	18.0	54.0 54.0	104.0 108.0	33 29	212.0 +4:38
32	31	HETTICH Georg	GER	86.0 86.6	86.5 85.5	53.0 51.0	17.5	18.0	17.5	17.0	17.5	52.5 53.0	105.5 104.0	31 32	209.5 +4:50
32	23	DAYTON Matt	USA	85.7 86.2	85.5 87.0	51.0 54.0	17.0	18.0	17.5	17.5	18.0	53.0 51.5	104.0 105.5	33 31	209.5 +4:50
34	38	KESKINARKAUS Mikko	FIN	85.8 87.0	87.0 84.5	54.0 49.0	18.0	18.0	18.0	18.0	18.0	54.0 52.0	108.0 101.0	29 36	209.0 +4:53
35	21	GRAVE Jan Rune	NOR	86.2 86.8	87.5 84.0	55.0 48.0	18.0	17.0	17.5	16.5	17.5	52.0 52.0	107.0 100.0	30 37	207.0 +5:03
36	17	BAUD Frederic	FRA	85.7 86.6	87.5 83.0	55.0 46.0	18.0	18.5	18.0	17.5	17.0	53.5 51.5	108.5 97.5	28 41	206.0 +5:08
37	18	ROUX Ludovic	FRA	85.2 86.5	82.0 87.5	44.0 55.0	17.0	17.0	17.0	16.5	17.0	51.0 52.0	95.0 107.0	40 30	202.0 +5:28
38	35	HASENEY Sebastian	GER	85.7 86.2	84.5 84.5	49.0 49.0	17.0	18.0	17.0	17.0	17.0	51.0 50.0	100.0 99.0	38 39	199.0 +5:43
39	16	HURSCHLER Andreas	SUI	85.1 86.4	78.5 90.0	37.0 60.0	17.0	16.5	16.5	16.5	16.5	49.5 51.5	86.5 111.5	44 24	198.0 +5:48
40	2	LYSENIN Vladimir	RUS	85.7 86.2	83.5 82.0	47.0 44.0	17.5	17.5	17.5	17.5	18.0	52.5 51.5	99.5 95.5	39 42	195.0 +6:03
41	20	RYGL Ladislav	CZE	86.1 86.4	82.0 82.0	44.0 44.0	17.0	17.0	17.0	17.0	16.5	51.0 50.5	95.0 94.5	40 43	189.5 +6:30
41	11	ROTEVATN Sverre	NOR	85.3 86.1	81.0 83.5	42.0 47.0	16.5	16.5	16.5	17.0	16.5	49.5 51.0	91.5 98.0	43 40	189.5 +6:30
43	19	RIEDER Ivan	SUI	85.6 86.7	78.0 84.5	36.0 49.0	16.5	16.5	16.0	16.5	16.0	49.0 52.5	85.0 101.5	45 35	186.5 +6:45
44	7	KUCERA Milan	CZE	86.4 87.4	88.5 83.0	57.0 46.0	17.5	17.5	16.5	17.0	18.0	52.0 27.0	109.0 73.0	27 45	182.0 +7:08
45	1	ZACHARENKO Sergei	BLR	85.5 86.2	81.0 76.5	42.0 33.0	17.0	17.0	17.5	18.0	17.5	52.0 44.5	94.0 77.5	42 44	171.5 +8:00





**RESULTS / RÉSULTATS**

INDIVIDUAL K90 - FINAL ROUND  
K90 INDIVIDUEL - MANCHE FINALE

UTAH OLYMPIC PARK SAT 9 FEB 2002 / SAM 9 FEV 2002 START TIME / DEBUT 10:00 END TIME / FINI A 12:18

Weather Information									
	Time	Weather	Temp.[°C]		Humid. [%]	Wind[m/s]			
			Air	Snow		Min.	Max.	Aver.	
1st Round	10:00 - 10:47	Clear	-7.0	-13.0	69	0.4	3.4	2.0	
Final Round	11:28 - 12:18	Clear	-6.0	-11.0	55	0.4	3.6	1.9	

Statistics											
	Gate	Falls	Distance[m]			Speed[km/h]			Jumpers / NOCs		
			Min.	Max.	Aver.	Min.	Max.	Aver.	In Starting List	Started	With Results
1st Round	15	0	78.0	100.5	88.5	85.1	86.5	85.8	45/14	45/14	45/14
Final Round	17	1	76.5	96.5	88.6	85.7	87.4	86.5	45/14	45/14	45/14

<p>Technical Delegate:</p>  <p><b>KUMPOST Roman (CZE)</b></p>	<p>Chief of Competition:</p>  <p><b>LAMB Joe (USA)</b></p>
--	--

**NOTES**  
**How point scores are calculated:**  
 An athlete is awarded 60 points for jumping the K-point distance. For every meter more or less than the K-point, a competitor has 2.0 points added or subtracted from his total. In addition, competitors are awarded points for style (for flight and landing) up to a maximum of 20 per judge. Five judges score each jump, with the highest and lowest scores disregarded and the scores of the other three aggregated and added to the competitor's points for distance.  
**Calculation of the Time Difference in Individual Events:**  
 The amount of time that a competitor must wait before starting is calculated by converting the number of points behind into time. Each point behind is equivalent to 5 seconds of wait time, 12 points behind means a competitor starts one minute later than the competitor in front of him.

LEGEND			
<b>NOC</b>	National Olympic Committee	<b>Diff.</b>	Time Difference
<b>Min.</b>	Minimum	<b>Max.</b>	Maximum
<b>Aver.</b>	Average	<b>Assistant TD</b>	Assistant Technical Delegate
<b>Temp.</b>	Temperature	<b>Humid.</b>	Humidity