



DSV Haas-Fertigbau Schülercup
Skisprung und Nordische Kombination 2006/2007



SC Steinbach-Hallenberg e.V.

DSV Leistungssport GmbH

DSV HAAS-FERTIGBAU Schülercup
Skisprung / Nordische Kombination - Sprint
04. Februar 2007
Steinbach-Hallenberg/Oberhof

OFFIZIELLE ERGEBNISLISTE

JURY

SPRUNGRICHTER

DSV-WK-Beauftragter.: Hans Schmid
 Wettkampfleiter.....: Ralph Gebstedt
 DSV Trainer.....: Sven Koch
 Streckenchef.....: Thomas Hoffmann

A: Antonio Möbius
 B: Maik Stielow
 C: Kay Larbig
 D: Roland Reumschüssel
 E: Bernd Rommel


Schanze am Wadeberg.: K66
 Rennsteig-Arena

Wetter....: bedeckt
 Temperatur: 2°C

www.sc-steinbach-hallenberg.de

ER G E B N I S L I S T E S P E Z I A L S P R I N G E N

Rng	StN	Jg	Name, Verein	Vb/N	Wind	Weite	km/h	W-Note	-A-	-B-	-C-	-D-	-E-	H-Note	G-Note	T-Note	Punkte
Schüler 14, 66.0 m Schanze																	
1	53	93	FAIßT, Manuel* SV Baiersbronn	SBW		70.5 73.0	80.7 80.4	70.8 76.8	17.5 18.0	17.5 17.5	17.0 17.0	17.5 17.0	17.5 17.0	52.5 51.5	123.3 128.3	251.6	30
2	50	93	GANSERER, Marc SC Auerbach	BSV		67.0 67.5	80.7 80.7	62.4 63.6	17.0 17.5	17.0 17.0	17.0 16.5	17.0 17.0	17.0 17.0	51.0 51.0	113.4 114.6	228.0	25
3	54	93	SCHULLER, Michael* WSV Lauscha	TSV		67.0 67.0	81.4 80.7	62.4 62.4	16.5 17.0	17.0 17.0	16.5 16.5	16.5 16.5	16.5 17.0	49.5 50.5	111.9 112.9	224.8	22
4	47	93	BEYER, Lucas* WSV Schmiedefeld	TSV		66.5 67.0	80.4 80.8	61.2 62.4	16.0 16.0	16.5 16.5	16.5 16.5	17.0 17.0	16.5 17.0	49.5 50.0	110.7 112.4	223.1	20
5	49	93	STÄRKER, Riccardo* SCM Zella-Mehlis	TSV		66.0 66.5	80.7 80.4	60.0 61.2	16.5 16.5	17.0 17.0	17.0 16.5	17.0 16.5	17.0 17.0	51.0 50.0	111.0 111.2	222.2	18
6	48	93	HÄFELE, Max* SC Willingen	HSV		66.5 65.0	80.7 80.7	61.2 57.6	16.5 16.5	16.0 16.5	17.0 17.0	17.5 17.0	17.0 17.0	50.5 50.5	111.7 108.1	219.8	16
7	46	93	WEIß, Daniel WSC Erzgeb. O-thal	SVS		65.0 63.0	79.6 79.3	57.6 52.8	16.5 17.5	16.0 17.0	16.5 17.0	16.5 17.0	16.5 17.0	49.5 51.0	107.1 103.8	210.9	14
8	40	93	KINATEDER, Tobias* WSV DJK Rastbüchl	BSV		66.0 64.0	79.3 78.7	60.0 55.2	16.5 16.0	15.5 15.5	16.5 15.5	16.5 15.5	16.0 15.5	49.0 46.5	109.0 101.7	210.7	13
9	43	93	WANGLER, Niklas SZ Breitnau	SBW		64.0 63.5	80.4 80.0	55.2 54.0	16.5 17.0	16.5 17.0	16.5 17.5	17.0 17.0	17.0 17.0	50.0 51.0	105.2 105.0	210.2	12
10	52	93	BÄTZ, Stephan* WSV Lauscha	TSV		67.0 62.5	80.7 80.9	62.4 51.6	16.0 16.0	16.5 15.5	16.0 15.0	16.0 15.5	17.0 15.5	48.5 46.5	110.9 98.1	209.0	11
11	32	93	WINKLER, Stephan WSC Erzgeb. O-thal	SVS		66.0 61.5	79.8 79.8	60.0 49.2	16.5 16.0	16.5 16.5	16.0 16.0	16.5 16.5	16.5 16.5	49.5 49.0	109.5 98.2	207.7	10
12	44	93	HAUG, Tobias* SV Baiersbronn	SBW		62.5 63.0	80.0 80.0	51.6 52.8	16.5 16.5	16.5 17.0	16.5 17.0	16.5 17.0	16.5 17.0	49.5 51.0	101.1 103.8	204.9	9
13	39	93	RAMESBERGER, Lukas WSV-DJK Rastbüchl	BSV		63.0 64.0	80.4 80.0	52.8 55.2	15.5 15.5	16.0 16.5	15.5 16.0	16.0 16.0	16.0 16.5	47.5 48.5	100.3 103.7	204.0	8






DSV Haas-Fertigbau Schülercup

Skisprung und Nordische Kombination 2006/2007



14	41	93	FUDEL, Daniel WSC Erzgeb. O-thal	SVS	61.0 64.5	79.8 79.6	48.0 56.4	16.0 17.0	15.0 16.5	16.5 17.0	16.0 17.0	16.0 17.0	48.0 51.0	96.0 107.4	203.4	7
15	34	93	FINK, Dominik* SC Partenkirchen	BSV	66.0 60.0	80.8 80.0	60.0 45.6	16.0 15.5	15.5 15.0	15.5 15.5	16.0 15.5	16.0 16.0	47.5 46.5	107.5 92.1	199.6	6
16	33	93	HEIM, Christian* SC Auerbach	BSV	64.0 59.0	80.8 80.0	55.2 43.2	16.5 15.5	16.5 16.5	16.5 17.0	16.5 16.5	16.5 16.5	49.5 49.5	104.7 92.7	197.4	5
17	45	93	KNÖPFLE, Nico SC Hinterzarten	SBW	64.0 59.0	79.6 79.3	55.2 43.2	16.5 16.5	16.0 16.0	16.0 16.0	16.0 16.0	16.0 16.0	48.0 48.0	103.2 91.2	194.4	4
18	13	93	KELLNER, Toni SC Partenkirchen	BSV	60.0 63.5	0.0 79.3	45.6 54.0	15.5 16.0	15.5 16.0	15.5 16.0	16.0 16.0	15.5 16.0	46.5 48.0	92.1 102.0	194.1	3
19	37	93	LORENZ, Nico SC Menzenschwand	SBW	60.0 62.0	79.1 79.1	45.6 50.4	16.5 16.5	16.0 15.5	17.0 15.5	17.0 16.0	16.5 16.0	50.0 47.5	95.6 97.9	193.5	2
20	29	93	HEINRICH, Marco WSV Schmiedefeld	TSV	60.0 62.0	80.7 80.4	45.6 50.4	16.0 17.0	16.0 16.0	16.0 16.0	15.5 16.5	15.5 16.5	48.0 48.5	93.6 98.9	192.5	1
21	27	93	STOIB, Benedikt* SC Wall	BSV	59.0 61.0	79.8 79.8	43.2 48.0	16.0 16.5	16.0 16.5	16.5 16.5	15.5 16.5	16.0 16.5	48.0 49.5	91.2 97.5	188.7	
22	26	93	ABICHT, Markus* WSC Ruhla	TSV	61.0 60.0	80.8 80.8	48.0 45.6	15.5 16.0	16.0 16.0	15.0 16.0	15.0 16.0	16.0 16.0	46.5 48.0	94.5 93.6	188.1	
23	35	93	SWIDERSKI, Marian* WSC Ruhla	TSV	61.0 59.0	80.8 79.8	48.0 43.2	16.5 16.0	16.0 16.0	16.0 16.0	15.5 15.5	16.0 15.5	48.0 47.5	96.0 90.7	186.7	
24	25	93	WAGNER, Andre* WSV Schmiedefeld	TSV	60.0 59.5	80.4 80.7	45.6 44.4	16.0 16.5	16.0 16.0	16.0 15.5	16.0 16.0	16.0 15.5	48.0 47.5	93.6 91.9	185.5	
25	42	93	ALTHAUS, Daniel SC Oberstdorf	BSV	56.5 62.0	78.9 78.7	37.2 50.4	15.5 16.0	16.0 16.0	15.5 16.5	15.5 16.5	15.5 16.0	47.0 48.5	84.2 98.9	183.1	
26	36	93	SONNTAG, Stephan* SC Wiesensteig	SBW	62.0 55.0	80.0 79.3	50.4 33.6	16.0 15.5	16.0 15.0	16.5 15.5	16.5 15.0	16.5 15.0	49.0 45.5	99.4 79.1	178.5	
27	51	93	KAISER, Max SC Oberstdorf	BSV	59.0 53.5	79.1 79.1	43.2 30.0	14.5 15.0	16.0 15.5	15.5 15.5	15.5 15.5	15.5 15.5	46.5 46.5	89.7 76.5	166.2	
28	22	93	KRAUSE, Felix WSV Gröna	SVS	56.0 55.5	80.8 79.8	36.0 34.8	16.0 16.0	16.0 16.5	16.0 15.5	15.5 15.0	15.5 15.5	48.0 47.0	84.0 81.8	165.8	
29	21	93	HIRSCH, Torben* SC Willingen	HSV	56.5 55.0	80.4 80.7	37.2 33.6	14.5 16.0	15.0 15.5	15.5 15.0	15.5 15.0	15.5 15.0	46.0 45.5	83.2 79.1	162.3	
30	31	93	STICHTER, Stephan* SC Hammer	BSV	52.0 59.0	79.6 79.3	26.4 43.2	15.0 15.5	15.0 16.0	15.5 15.5	15.0 15.5	15.5 16.0	45.5 47.0	71.9 90.2	162.1	
31	38	93	GEIGER, Karle SC Oberstdorf	BSV	55.5 54.0	79.3 78.9	34.8 31.2	16.0 16.0	15.5 15.5	16.0 15.5	16.0 15.0	16.0 16.0	48.0 47.0	82.8 78.2	161.0	
32	12	93	BEILHACK, Andreas* SC Ruhpolding	BSV	53.0 55.0	0.0 80.0	28.8 33.6	15.5 16.0	15.5 15.5	15.0 15.0	14.5 15.0	16.0 15.0	46.0 45.5	74.8 79.1	153.9	
33	18	93	KRAUS, Bernhard SC Partenkirchen	BSV	53.5 52.5	79.3 79.1	30.0 27.6	16.0 16.0	15.0 15.5	15.0 15.0	15.5 15.5	15.5 15.5	46.0 46.5	76.0 74.1	150.1	
34	28	93	SOMMERHALTER, Markus* SV Baiersbronn	SBW	51.0 54.0	79.1 79.3	24.0 31.2	15.5 15.5	15.5 16.0	15.5 16.0	15.5 16.0	15.5 15.5	46.5 47.5	70.5 78.7	149.2	
35	30	93	BECHER, Falk SC Degenfeld	SBW	49.0 53.0	79.1 79.3	19.2 28.8	15.0 16.0	15.0 16.5	15.5 16.0	15.5 15.5	14.5 16.0	45.5 48.0	64.7 76.8	141.5	
36	19	93	KÜBLER, Janis SV Katzenbuckel	SBW	53.0 50.0	80.7 80.2	28.8 21.6	14.5 14.0	14.5 14.0	15.0 14.0	15.0 14.0	14.5 14.0	44.0 42.0	72.8 63.6	136.4	
37	23	93	LUGERT, Tobias* SC Ruhpolding	BSV	51.0 49.0	79.8 79.6	24.0 19.2	15.0 14.5	16.0 14.5	15.0 14.5	15.0 14.5	14.5 14.0	45.0 43.5	69.0 62.7	131.7	
38	24	93	ECHSLER, Maximilian SC Partenkirchen	BSV	50.5 49.0	79.3 79.6	22.8 19.2	14.5 15.0	15.0 15.0	15.5 14.5	15.0 14.5	14.5 14.5	44.5 44.0	67.3 63.2	130.5	
39	16	93	BRUGGER, Markus* SK Berchtesgaden	BSV	50.0 51.0	81.1 80.7	21.6 24.0	14.0 14.5	14.0 14.0	14.0 14.0	14.0 14.5	14.5 14.5	42.0 42.5	63.6 66.5	130.1	
40	14	93	SELTSMANN, Timo* WSV Warmensteinach	BSV	48.0 46.0	79.8 79.3	16.8 12.0	13.0 13.5	14.0 14.0	14.0 14.0	14.0 14.5	14.0 14.5	42.0 42.0	58.8 54.0	112.8	






DSV Haas-Fertigbau Schülercup

Skisprung und Nordische Kombination 2006/2007



41	20	93	KLEMM, Thomas SK Meinerzhagen	WSV	44.0	78.5	7.2	13.5	14.5	15.0	14.0	14.5	43.0	50.2		
					41.0	78.0	0.0	15.0	14.5	15.0	14.0	14.0	43.5	43.5	93.7	
42	15	93	ARENDETT, Alexander* SC Willingen	HSV	43.0	78.9	4.8	13.0	13.5	13.5	13.0	13.5	40.0	44.8		
					43.5	78.5	6.0	14.0	14.0	14.0	14.0	14.5	42.0	48.0	92.8	
43	17	93	PETER, Andre WSV Warmensteinach	BSV	42.5	79.5	3.6	15.0	14.5	13.5	14.0	14.0	42.5	46.1		
					40.0	79.1	-2.4	14.0	14.0	13.5	13.5	13.5	41.0	38.6	84.7	
Schüler 15, 66.0 m Schanze																
1	88	92	MAYLÄNDER, Jan SC Degenfeld	SBW	65.0	79.1	57.6	17.0	17.0	17.5	17.5	17.0	51.5	109.1		
					73.0	80.0	76.8	17.0	17.0	17.0	17.0	17.0	51.0	127.8	236.9	30
2	87	92	SCHALL, Otto* SC Oberstdorf	BSV	64.0	78.1	55.2	16.5	16.5	16.5	17.0	17.0	50.0	105.2		
					68.5	80.0	66.0	17.5	17.0	16.5	16.5	16.5	50.0	116.0	221.2	25
3	84	92	RADÜNZ, Daniel SV Meßstetten	SBW	63.5	79.1	54.0	17.0	16.5	16.5	16.5	16.5	49.5	103.5		
					65.5	80.0	58.8	17.0	16.5	16.5	16.5	16.5	49.5	108.3	211.8	22
4	86	92	SIMON, Tobias* SZ Breitnau	SBW	58.5	78.5	42.0	15.5	15.5	15.0	16.0	16.0	47.0	89.0		
					67.0	79.6	62.4	17.0	17.0	16.5	16.5	16.5	50.0	112.4	201.4	20
5	71	92	THÖRNER, Sven SV St. Georgen	SBW	60.0	79.3	45.6	16.0	16.0	16.0	16.0	16.0	48.0	93.6		
					64.5	80.8	56.4	16.5	16.5	16.0	16.0	16.0	48.5	104.9	198.5	18
6	75	92	TANNER, Robin WSV Kleinschmalkalden	TSV	61.0	78.7	48.0	16.5	16.0	16.0	16.5	16.5	49.0	97.0		
					63.0	79.6	52.8	16.5	16.0	16.0	16.0	16.0	48.0	100.8	197.8	16
7	81	92	GÖLLNER, Daniel* WSV Warmensteinach	BSV	60.0	79.1	45.6	16.0	16.5	16.0	16.0	16.5	48.5	94.1		
					63.5	79.8	54.0	16.5	16.0	16.5	16.0	16.0	48.5	102.5	196.6	14
8	80	92	MÖHRING, Mark-Andre* SV Biberau	TSV	59.5	79.6	44.4	16.5	16.0	16.0	16.0	16.0	48.0	92.4		
					64.0	80.7	55.2	16.0	16.5	16.0	15.5	16.0	48.0	103.2	195.6	13
8	83	92	ARLT, Christian* WSV 08 J-georgenstadt	SVS	59.5	79.8	44.4	15.5	15.5	16.0	16.0	16.5	47.5	91.9		
					64.0	80.7	55.2	16.0	16.0	16.0	16.5	16.5	48.5	103.7	195.6	13
10	70	92	LANG, Alexander SC Hinterzarten	SBW	60.0	77.6	45.6	16.0	16.0	16.0	15.5	15.5	47.5	93.1		
					62.5	78.5	51.6	17.0	16.0	16.5	16.5	16.5	49.5	101.1	194.2	11
11	73	92	KAHL, Sebastian* SV Biberau	TSV	61.5	78.9	49.2	14.5	15.5	15.0	15.5	15.5	46.0	95.2		
					61.5	78.9	49.2	16.5	16.5	16.0	16.0	16.0	48.5	97.7	192.9	10
12	76	92	WEIGER, Domenikus SC Menzenschwand	SBW	57.0	79.8	38.4	15.5	15.5	14.5	15.5	15.5	46.5	84.9		
					64.0	80.7	55.2	15.5	15.5	16.0	15.5	16.0	47.0	102.2	187.1	9
13	78	92	HERMANN, Martin SC Furtwangen	SBW	57.5	78.7	39.6	16.0	16.0	16.0	16.0	15.5	48.0	87.6		
					62.0	79.8	50.4	16.5	16.5	16.0	16.0	16.0	48.5	98.9	186.5	8
14	85	92	MORWEISER, Fabian* SC Oberstdorf/SIO	BSV	57.0	78.7	38.4	16.0	16.0	16.0	16.0	16.0	48.0	86.4		
					61.5	79.1	49.2	16.5	16.5	17.0	16.5	16.5	49.5	98.7	185.1	7
15	72	92	GROTHER, Christopher WSV 05 Oberhof	TSV	59.0	78.5	43.2	16.0	16.0	15.5	15.5	16.0	47.5	90.7		
					60.0	79.1	45.6	15.5	15.5	15.5	15.0	15.5	46.5	92.1	182.8	6
16	79	92	MAIER, Dominik SC Schönwald	SBW	59.0	79.1	43.2	16.5	16.5	15.5	16.0	16.0	48.5	91.7		
					59.0	79.8	43.2	15.0	15.5	15.0	15.0	15.0	45.0	88.2	179.9	5
17	74	92	RAUCH, Tobias WSV Isny	SBW	60.0	78.9	45.6	15.0	15.5	15.5	15.5	16.0	46.5	92.1		
					57.0	79.1	38.4	15.5	15.5	15.5	15.5	15.5	46.5	84.9	177.0	4
18	69	92	FELDMANN, Julian SC Willingen	HSV	57.0	79.8	38.4	16.5	16.0	15.5	15.0	15.0	46.5	84.9		
					59.0	80.4	43.2	16.5	15.5	15.0	15.0	15.5	46.0	89.2	174.1	3
19	82	92	DREES, Marco* SC Ruhpolding	BSV	56.0	78.7	36.0	15.0	16.0	16.5	16.0	16.0	48.0	84.0		
					58.0	79.1	40.8	15.0	16.0	16.0	16.0	16.0	48.0	88.8	172.8	2
20	68	92	SCHWEMMBAUER, Michael* WSV Reit im Winkl	BSV	53.0	79.3	28.8	15.5	16.0	16.5	16.0	15.5	47.5	76.3		
					58.0	80.0	40.8	16.0	15.5	16.0	15.5	16.5	47.5	88.3	164.6	1
21	77	92	PROSSER, Aaron SC Königsbronn	SBW	53.5	79.4	30.0	15.0	14.5	14.5	15.0	15.5	44.5	74.5		
					58.5	80.0	42.0	15.5	16.0	15.5	15.5	16.0	47.0	89.0	163.5	
22	62	92	DAHRMANN, Michel SK Wernigerode	SVSA	51.5	78.7	25.2	15.5	14.5	14.5	14.5	14.5	43.5	68.7		
					61.0	79.1	48.0	15.5	15.0	15.0	14.5	14.5	44.5	92.5	161.2	
23	57	92	STEINHAUSEN, Philipp* SK Winterberg	WSV	52.0	79.1	26.4	14.5	15.0	15.0	15.0	15.0	45.0	71.4		
					59.5	80.0	44.4	16.0	15.0	14.5	15.0	15.0	45.0	89.4	160.8	
24	66	92	KÖHLER, Michael SC Degenfeld	SBW	54.0	78.9	31.2	16.0	15.5	15.5	15.5	15.5	46.5	77.7		
					56.0	79.6	36.0	15.0	15.5	14.5	13.5	14.5	44.0	80.0	157.7	





DSV Haas-Fertigbau Schülercup

Skisprung und Nordische Kombination 2006/2007



25	61	92	HOLZHÄUSER, Marc*	SVS	51.0	78.5	24.0	16.0	15.0	15.5	15.0	14.5	45.5	69.5		
			SC Kottmar / LLZ		56.0	79.6	36.0	16.5	16.0	15.5	15.5	15.5	47.0	83.0	152.5	
26	65	92	KRAUS, Willi	BSV	54.0	78.5	31.2	15.5	15.5	15.5	15.0	15.0	46.0	77.2		
			SC Partenkirchen		53.0	78.9	28.8	15.0	15.0	15.0	15.0	15.0	45.0	73.8	151.0	
27	67	92	KIRCHHOFF, Tim	WSV	52.0	78.7	26.4	14.0	15.5	15.0	15.0	15.5	45.5	71.9		
			SK Winterberg		55.0	79.6	33.6	15.0	15.0	15.0	15.0	15.0	45.0	78.6	150.5	
28	56	92	LUCKEY, Daniel	HSV	51.0	79.3	24.0	13.0	14.0	14.5	14.0	13.5	41.5	65.5		
			SC Willingen		57.5	80.8	39.6	14.5	15.0	14.5	14.5	14.5	43.5	83.1	148.6	
29	55	92	FREY, Christoph*	SBW	50.5	78.7	22.8	15.0	15.5	15.5	15.0	16.0	46.0	68.8		
			SV Baidersbronn		53.0	79.1	28.8	15.5	16.0	15.5	15.5	16.0	47.0	75.8	144.6	
30	63	92	DOLD, Gabriel*	SBW	50.5	78.7	22.8	15.0	15.5	15.5	15.0	15.0	45.5	68.3		
			ST Schonach-Rohrhardsb.		53.0	79.3	28.8	15.5	15.5	15.0	15.5	15.5	46.5	75.3	143.6	
31	64	92	KOCH, Nicolas*	WSV	50.0	79.1	21.6	15.5	15.0	15.5	15.5	14.5	46.0	67.6		
			SK Winterberg		51.0	79.3	24.0	14.0	14.5	15.5	15.0	15.0	44.5	68.5	136.1	
32	58	92	BÖRGER, Philipp	HSV	48.5	79.3	18.0	15.0	15.0	15.0	14.5	14.0	44.5	62.5		
			SC Willingen		52.0	79.6	26.4	15.5	16.0	15.5	15.0	15.0	46.0	72.4	134.9	
33	59	92	V.KOSERITZ, Phillip	SVSA	47.0	78.3	14.4	15.5	14.5	15.0	15.0	15.0	45.0	59.4		
			SK Wernigerode		54.0	79.3	31.2	13.5	15.0	13.5	13.5	14.0	41.0	72.2	131.6	
34	60	92	MATTHES, Danny*	SVS	46.0	78.9	12.0	13.5	14.5	15.0	14.0	14.0	42.5	54.5		
			SSV Geyer / LLZ		49.5	80.0	20.4	15.5	15.0	14.5	14.0	14.0	43.5	63.9	118.4	

Schülerinnen 14/15, 66.0 m Schanze

1	11	92	SCHNURR, Magdalena	SBW	62.0	0.0	50.4	16.5	16.5	16.5	16.5	16.5	49.5	99.9		
			SV Baidersbronn		64.0	82.1	55.2	16.5	16.5	16.0	16.0	16.0	48.5	103.7	203.6	30
2	10	93	STRAUB, Ramona	SBW	63.0	0.0	52.8	16.5	17.0	16.0	16.0	16.0	48.5	101.3		
			SC Langenordnach		60.0	81.4	45.6	15.5	15.5	15.0	15.5	15.5	46.5	92.1	193.4	25
3	9	93	WÜRTH, Svenja	SBW	51.0	0.0	24.0	15.0	14.5	15.5	15.5	15.0	45.5	69.5		
			SV Baidersbronn		58.5	80.9	42.0	15.0	15.0	15.5	15.5	15.5	46.0	88.0	157.5	22
4	6	93	FELTEN, Jani	WSV	49.5	0.0	20.4	13.5	14.0	14.0	14.0	14.0	42.0	62.4		
			SK Meinerzhagen		49.0	80.9	19.2	14.5	14.5	14.5	14.5	14.5	43.5	62.7	125.1	20
5	8	93	AHLERS, Ann-Kristin	WSV	49.0	0.0	19.2	14.5	15.0	15.5	15.0	15.0	45.0	64.2		
			SK Winterberg		46.0	79.8	12.0	14.5	15.0	15.5	15.5	15.0	45.5	57.5	121.7	18
6	7	92	WALLEWEIN, Lea	WSV	47.5	0.0	15.6	14.5	15.5	15.0	15.5	14.0	45.0	60.6		
			SK Meinerzhagen		48.0	80.0	16.8	16.0	14.5	14.0	14.0	14.0	42.5	59.3	119.9	16

Offene Klasse w., 66.0 m Schanze

1	4	87	HAUER, Nicole	BSV	55.5	0.0	34.8	16.0	16.0	16.0	16.0	16.0	48.0	82.8		
			WSV-DJK Rastbüchl		53.0	80.8	28.8	15.5	16.5	15.5	15.5	15.5	46.5	75.3	158.1	30
2	5	91	LÖFFLER, Jenny	SBW	57.0	0.0	38.4	15.0	15.5	15.0	15.0	15.0	45.0	83.4		
			SC Menzenschwand		53.0	81.1	28.8	15.0	15.0	15.0	14.5	14.5	44.5	73.3	156.7	25
3	3	90	WALK, Stefanie	SBW	54.0	0.0	31.2	14.5	15.0	14.5	14.5	15.0	44.0	75.2		
			WSV Isny		52.0	81.4	26.4	15.0	14.5	15.0	15.0	15.0	45.0	71.4	146.6	22
4	1	89	AHLBORN, Alexandra	HSV	56.5	0.0	37.2	15.0	15.5	15.0	15.0	15.0	45.0	82.2		
			SC Willingen		49.0	80.0	19.2	14.0	14.5	15.0	14.5	14.5	43.5	62.7	144.9	20
5	2	91	REISCHL, Stefanie	BSV	49.0	0.0	19.2	14.0	15.0	14.0	14.0	14.5	42.5	61.7		
			WSV-DJK Rastbüchl		48.0	80.4	16.8	14.5	15.0	14.5	14.5	15.0	44.0	60.8	122.5	18